



Ei25 shown with 3 sided finishing trim and birch log set.

We are thrilled to introduce the latest addition to our product family – the Ei25. Get ready to experience the same unparalleled performance and cutting-edge features of the Ei29, now in a compact design! Don't be fooled by its size, this little sibling packs all the same power and style as the Ei29.

GLASS VIEWING AREA

Width	24-11-16"
Height	15-7/8"

STANDARD FEATURES

- Option to install as a 5,000 BTU heater with 120v or 9,500 BTU heater with 240v.
- High impact, realistic orange & red flame pattern that provides the upmost realism with 5 levels of brightness.
- Top-down lighting enhances realism & reflection on the log set, providing a sense of depth.
- Pulsing, Dynamic Fuel Bed Lighting with a spectrum of different colors to enhance your mood with 5 levels of brightness.
- High-definition, 3D Layered Oak Log Set Complete with Charcoal Logs, Embers, Ginger Crystals & Grate - the most realistic electric media package in the industry.
- Customize your look with an artisan hand crafted birch or driftwood style log set.
- Included thermostatic remote control to adjust the power, heater, flames, brightness & desired temperature.
- Option to control the power, flame & heater with discreet integrated buttons.
- 3 and 4 sided finishing trims included, for an easy out of the box install.

LOG SET OPTIONS



Split Oak (included)

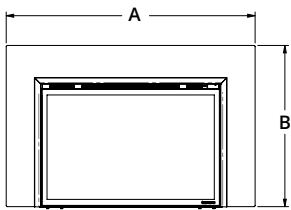


Birch

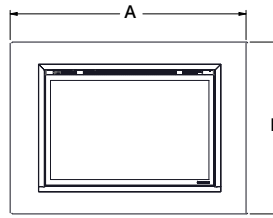
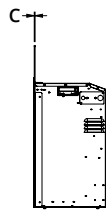


Driftwood

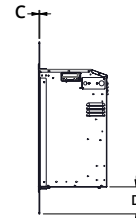
DIMENSIONS



3-Sided Faceplate



4-Sided Faceplate

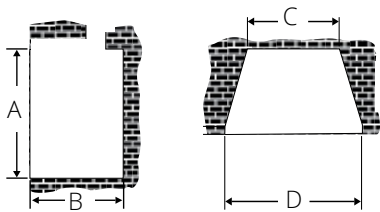


FACEPLATE	DIMENSIONS			
	A - WIDTH	B - HEIGHT	C - DEPTH	D - BOTTOM HEIGHT
3-Sided Finishing Trim*	27-1/16"	17-7/8"	1/8"	--
4-Sided Finishing Trim**	27-1/16"	18-13/16"	1/8"	13/16"
3-Sided Flush Faceplate	35-13/16"	23-1/4"	1/16"	--
4-Sided Flush Faceplate	26"	23-1/4"	1/16"	4-7/16"
Oversized Backing Plate	44-11/16"	29-5/8"	1/16"	--

* Bottom trim from 4 sided finishing trim is removed to create a 3 sided.

** Included with appliance.

MINIMUM FIREPLACE DIMENSIONS***



DIMENSIONS			
A - HEIGHT	B - DEPTH	C - WIDTH (REAR)	D - WIDTH (FRONT)
17-11/16"	9-3/4"	19"	24-3/8"

*** Using a Flush Faceplate & Traditional Surround.

NOTE: Minimum fireplace opening sizes will vary depending on faceplate option used.

NOTE: All product specifications are subject to change without notice.
Before installing refer to the relevant product manual for full and up to date information.