



△ ATMOSPHERE Ei29LCD ELECTRIC INSERT



regency-fire.com

Ei29LCD DETAILS

Fully Customizable Design

Craft your look with mix and match accessories. Choose from 3 log sets, and a wide range of modular faceplates and surrounds to customize your Ei29LCD to your unique style and decor

LOG SET OPTIONS



Split Oak



Birch



Driftwood

FRONT OPTIONS



3-sided & 4-sided
Finishing Trim (included)




Flush 3-Sided Faceplate



Flush 4-Sided Faceplate


PREMIUM SURROUNDS



Black



White



Sunset Bronze



Grey




Brushed Nickel

TRADITIONAL SURROUNDS



Black



Brushed Antique Copper

CUSTOM FACEPLATES



Custom 3-Sided Faceplate



Custom 4-Sided Faceplate



Ei29LCD shown with birch log set, 3-sided faceplate and premium white surround

Ei29LCD ELECTRIC INSERT

Experience The Next Generation of Electric Inserts

Meticulously crafted by our Regency engineers, the Ei29LCD brings a premium flame and log package to virtually any home. The advanced LCD display provides crystal-clear flames while authentic crackle sounds and hand-crafted logs create the ambiance and comfort that only a real fire can deliver (until now!)

FEATURES

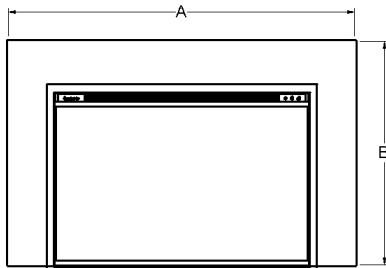
- Option to install as a 5,000 BTU heater with 120V and combustible materials, or a 9,500 BTU heater with 240V and non-combustible materials
- LCD screen with 9 unique flame options, spark effects, and crackling sounds
- Top-down lighting enhances realism and reflection on the log set, providing a sense of depth
- 14 fuel bed color options and 5 levels of brightness; pick one color to suit your vibe, or automatically cycle through them all
- Customize your look with split oak, birch, or driftwood-style log sets
- Includes thermostatic remote control to adjust the power, heater, flames, brightness, and desired temperature
- Option to control the power, flame, and heater with discreet, integrated button
- Four-sided trim installed for an easy out-of-the-box install

GLASS VIEWING AREA

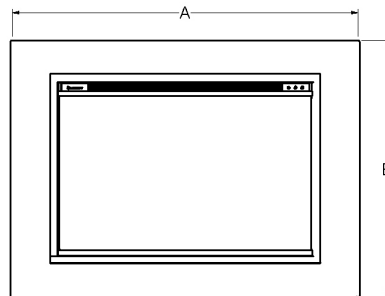
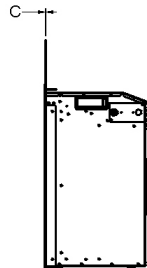
Width	29"
Height	17-3/4"

SPECIFICATIONS

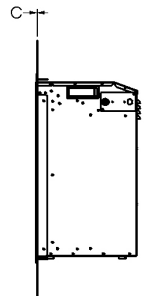
DIMENSIONS



3-Sided Faceplate



4-Sided Faceplate

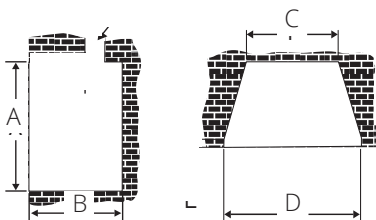


FACEPLATE	DIMENSIONS			
	A - WIDTH	B - HEIGHT	C - DEPTH	D - BOTTOM HEIGHT
3-Sided Finishing Trim*	31-1/16"	21"	1/8"	--
4-Sided Finishing Trim**	31-1/16"	21-13/16"	1/8"	13/16"
3-Sided Flush Faceplate	40-3/16"	26"	1/16"	--
4-Sided Flush Faceplate	40-3/16"	29-1/2"	1/16"	4-3/4"
3-Sided Flush Faceplate with Premium Surround	40-13/16"	26-3/8"	1-11/16"	--
3-Sided Flush Faceplate with Traditional Surround	45-3/4"	28-3/4"	2-1/4"	--
3-Sided Oversized Backing Plate	47-1/2"	31-1/2"	1/16"	--
3-Sided Custom Faceplate	37-1/16" - 56-7/8"	25-7/8" - 44-7/8"	1/16"	--
4-Sided Custom Faceplate	37-1/16" - 69"	27-13/16" - 45"	1/16"	1-7/8" min

* Bottom trim from 4 sided finishing trim is removed to create a 3 sided.

** Included with appliance

MINIMUM FIREPLACE DIMENSIONS



DIMENSIONS			
A - HEIGHT	B - DEPTH	C - WIDTH (REAR)	D - WIDTH (FRONT)
20"	12"	22-15/16"	29-1/2"

NOTE: ALL PRODUCT SPECIFICATIONS ARE SUBJECT TO CHANGE WITHOUT NOTICE. BEFORE INSTALLING REFER TO THE RELEVANT PRODUCT MANUAL FOR FULL AND UP TO DATE INFORMATION.